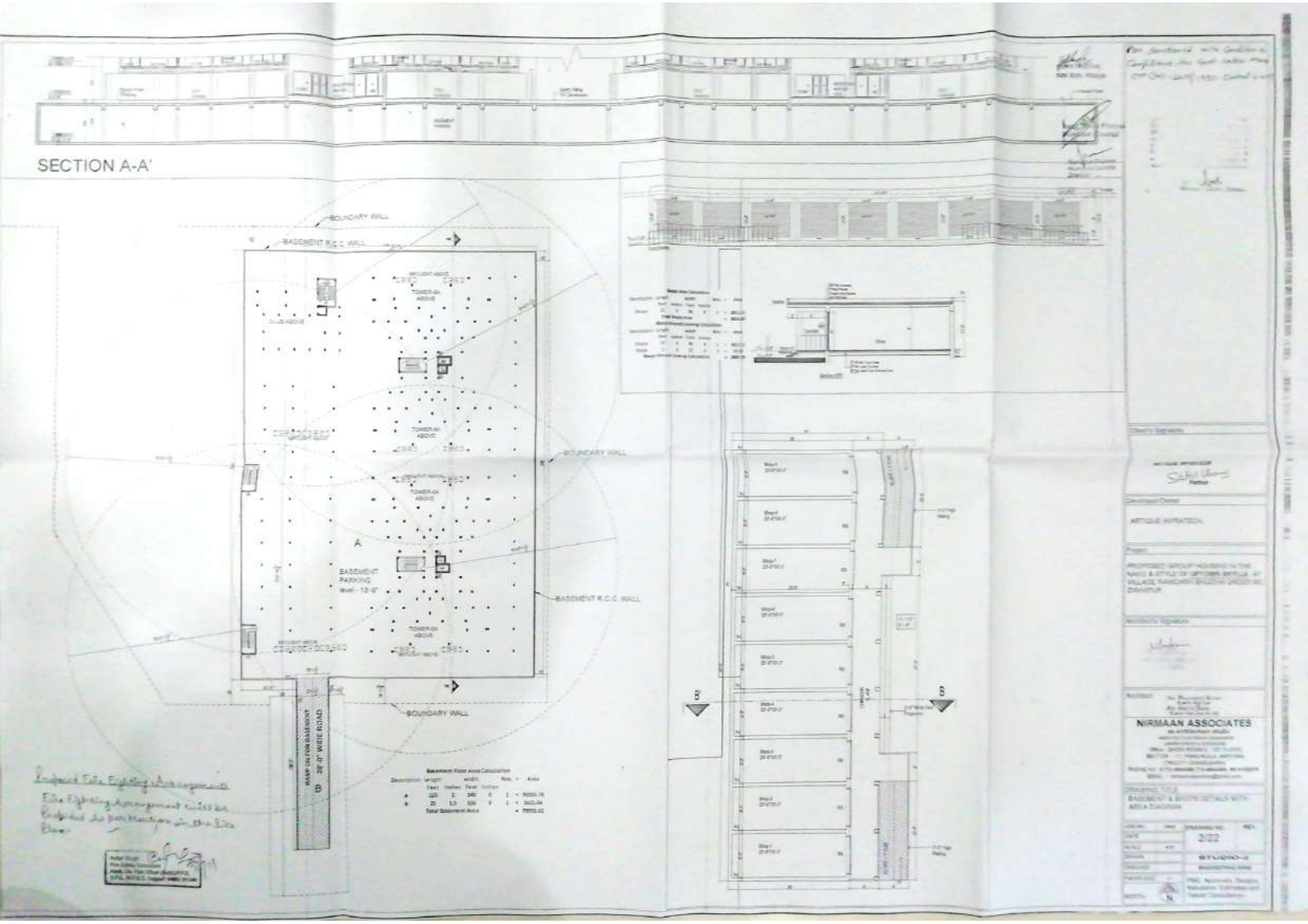

Scanned by CamScanner

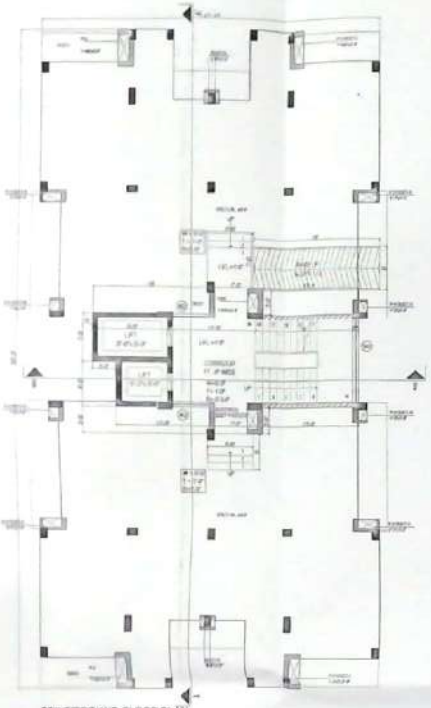

STILT/GROUND FLOOR PLAN

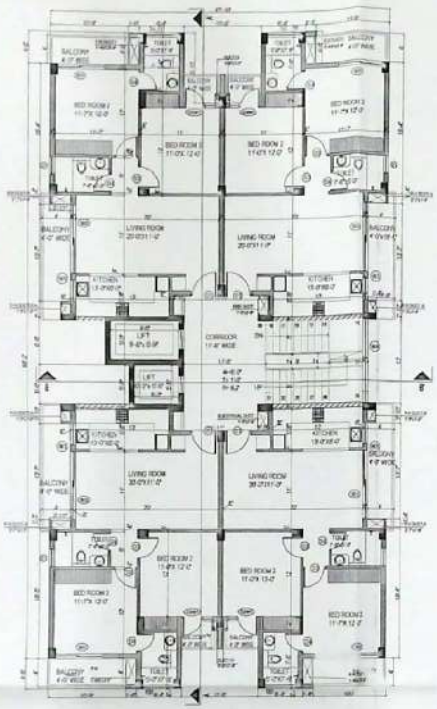

TYPICAL FLOOR PLAN(1st to 12th Floor)

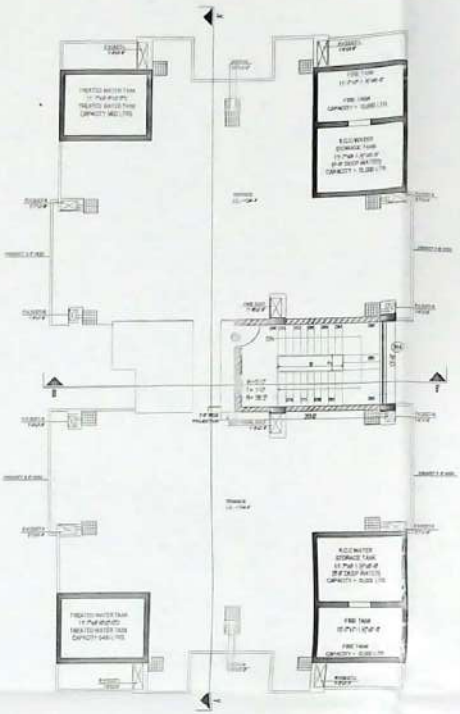

TERRACE PLAN

Plan sanctioned with Condition & Compliance the Cond. letter Memo No. CTP (Co) - 2019/1937 Dated 6-6-19

Asstt. Town Planner Zirakpur

Town Planner Municipal Council Zirakpur

Client's Signature

ARTIQUE INFRATECH

Partner

Developer/Owner

ARTIQUE INFRATECH.

Project

PROPOSED GROUP HOUSING IN THE NAME & STYLE OF UPTOWN SKYLLA AT VILLAGE RAMGARH BHUDHA UNDER MC ZIRAKPUR

Architect's Signature

AR. AMITA SINGLA

Architect

AR. RAJINDER SINGH
B.arch Hons Gold Medalist
AR. AMITA SINGLA
B.arch Hons Gold Medalist

NIRMAAN ASSOCIATES

an architecture studio

ARCHITECTS, INTERIOR DESIGNERS, LANDSCAPING & CONSULTANTS

Office:- SHOW ROOM-2 1ST FLOOR, SECTOR - 11, PANCHKULA, HARYANA (TRICITY CHANDIGARH)

PHONE NO. 0172-5004488, 172-4004488, 9814158979

EMAIL - nirmaanassociates@gmail.com

DRAWING TITLE

BLOCK-T1 FLOOR PLANS & AREA STATEMENTS

JOB NO.		DRAWING NO.	REV.
DATE		3/22	
SCALE			
DRAWN		STUDIO-3	
CHECKED		ENGINEERING WING	
PAPER SIZE	A1	PMC, Approvals, Designs, Valuations, Estimates and Tender Consultancy.	
NORTH	N		

Area Calculation of Typical Floor 2Bhk. (Tower-T1)

Description	Length Feet	Length Inches	Width Feet	Width Inches	No.	= Area
A	47	10	35	2	1	= 1648.45
					Total	= 1648.45
Deductions						
1	10	2	4	5	4	= 165.52
2	10	2	8	5	2	= 132.34
3	4	5	4	5	4	= 73.08
4	4	5	11	5	2	= 100.63
5	1	5	1	10	4	= 17.58
6	3	10	12	2	1	= 36.85
7	3	10	5	2	1	= 16.14
8	11	4	3	5	1	= 40.90
9	1	5	3	5	1	= 20.42
10	3	5	3	5	1	= 3.80
11	1	5	3	5	4	= 13.54
12	1	5	3	5	4	= 54.18
13	1	5	3	5	1	= 1.90
14	3	5	3	5	1	= 10.85
15	3	5	3	5	1	= 10.85
16	3	5	3	5	1	= 10.85
17	4	5	5	5	1	= 24.38
					Total Deductions	= 576.13
Total Area of Typical Floor of 2 Bhk. (Tower-T1)=						1648.45 - 576.13 = 1072.31

Tower-T1 Calculations

Description	A.R. Area	Units
Stilt/Ground	537.57	
1st. Floor	1079.03	4
2nd. Floor	1079.03	4
3rd. Floor	1079.03	4
4th. Floor	1079.03	4
5th. Floor	1079.03	4
6th. Floor	1079.03	4
7th. Floor	1079.03	4
8th. Floor	1079.03	4
9th. Floor	1079.03	4
10th. Floor	1079.03	4
11th. Floor	1079.03	4
12th. Floor	1079.03	4
Total	13495.33	48
Area of One Unit	996.55	

Covered Area on 10th Floor of 2 Bhk. (Tower-T1)

Description	Length Feet	Length Inches	Width Feet	Width Inches	No.	= Area
A	3	1	7	3	1	= 21.36
B	3	1	5	3	1	= 15.90
C	14	1	11	8	1	= 158.05
D	7	9	3	8	1	= 27.90
					Total	= 223.21
Covered Area on 10th Floor of 2 Bhk. (Tower-T1)=						223.21

Additional area to be deduct from Parking Area

1	6	5	3	0	1	= 19.50
2	17	5	3	0	1	= 52.50
3	2	5	3	10	1	= 6.79
4	2	5	5	10	1	= 13.95
					Total	= 92.74

Parking Area on 10th Floor Coverage - (10th Cover. Area + additional Area on 10th)

10th Cov. Area 223.21 + Additional Area 92.74 = 315.95

Ground Coverage of 2 Bhk. (Tower-T1)

Description	Length Feet	Length Inches	Width Feet	Width Inches	No.	= Area
A	47	10	35	2	1	= 1648.45
					Total	= 1648.45
Deductions						
1	10	2	4	5	4	= 165.52
2	4	10	8	10	4	= 190.09
3	1	10	8	5	2	= 17.90
4	1	5	10	5	4	= 13.43
5	1	7	40	10	2	= 145.34
6	1	3	12	5	1	= 15.90
7	1	5	1	5	1	= 10.38
8	1	5	1	5	1	= 10.38
					Total Deductions	= 581.84
Ground Coverage of 2 Bhk. Tower-T1 =						1648.45 - 581.84 = 1066.61

Joinery Schedule

S.No.	Mark	Size	Sill	Qty.
Sliding Doors / Window				
1	SD1	6'-0" X 6'-7"	0'-0"	6-7
2	SD2	3'-0" X 6'-7"	0'-0"	6-7
Doors / Window				
3	DW1	1'-3" X 6'-7" / 1'-9" X 1'-3"	0'-0"	6-7
Doors				
4	D	4'-0" X 7'-0"	-	7'-0"
5	D1	3'-3" X 6'-7"	-	6'-7"
6	D2	3'-3" X 7'-3"	-	7'-3"
7	D4	3'-9" X 7'-3"	-	7'-3"
8	D5	3'-6" X 7'-3"	-	7'-3"
Windows				
9	W2	5'-0" X 7'-0"		7'-0"
10	W3	3'-0" X 4'-10"	3'-6"	6'-1"
11	W4	12'-0" X 3'-0"	Grille Glass	Grille Glass
12	W5	12'-0" X 2'-6"	Grille Glass	Grille Glass
Ventilators				
13	V	4'-0" X 3'-0"	4'-7"	7'-7"
14	V1	2'-6" X 3'-0"	4'-7"	7'-7"

Covered Area on Mumty of 2Bhk. (Tower-T1)

Description	Length Feet	Length Inches	Width Feet	Width Inches	No.	= Area
A	33	0	11	8	1	= 370.15
					Total	= 370.15
Covered Area on Mumty of 2 Bhk. (Tower-T1)=						= 370.15

Approved Fire Fighting Arrangement

Fire Fighting Arrangement will be provided as per Manual in the Site Plan.

Arjun Singh
Fire Safety Officer
Asstt. Div. Fire Officer (Hqrs.) P.F.S.
D.F.S. (H.F.S.G. Nagar) 9464010208

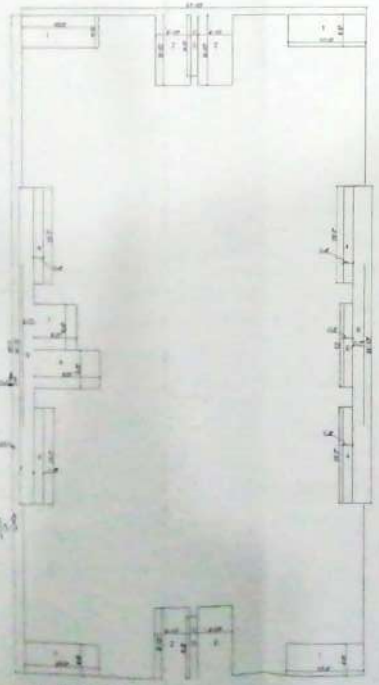

GROUND COVERAGE CALCULATION

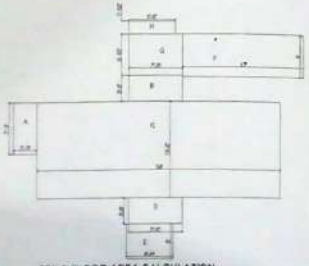

STILT FLOOR AREA CALCULATION

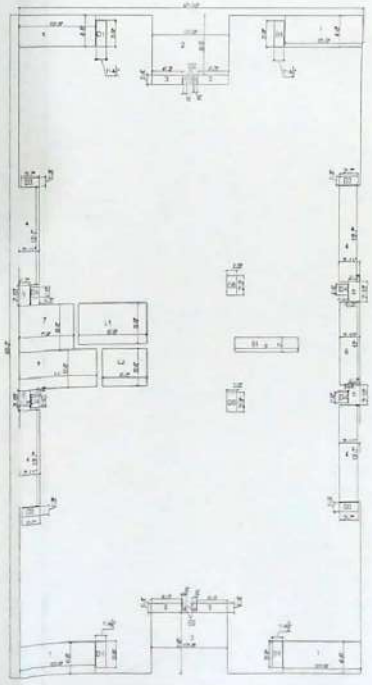

TYPICAL FLOOR AREA CALCULATION



MUMTY AREA CALCULATION

Scanned by CamScanner



FRONT ELEVATION

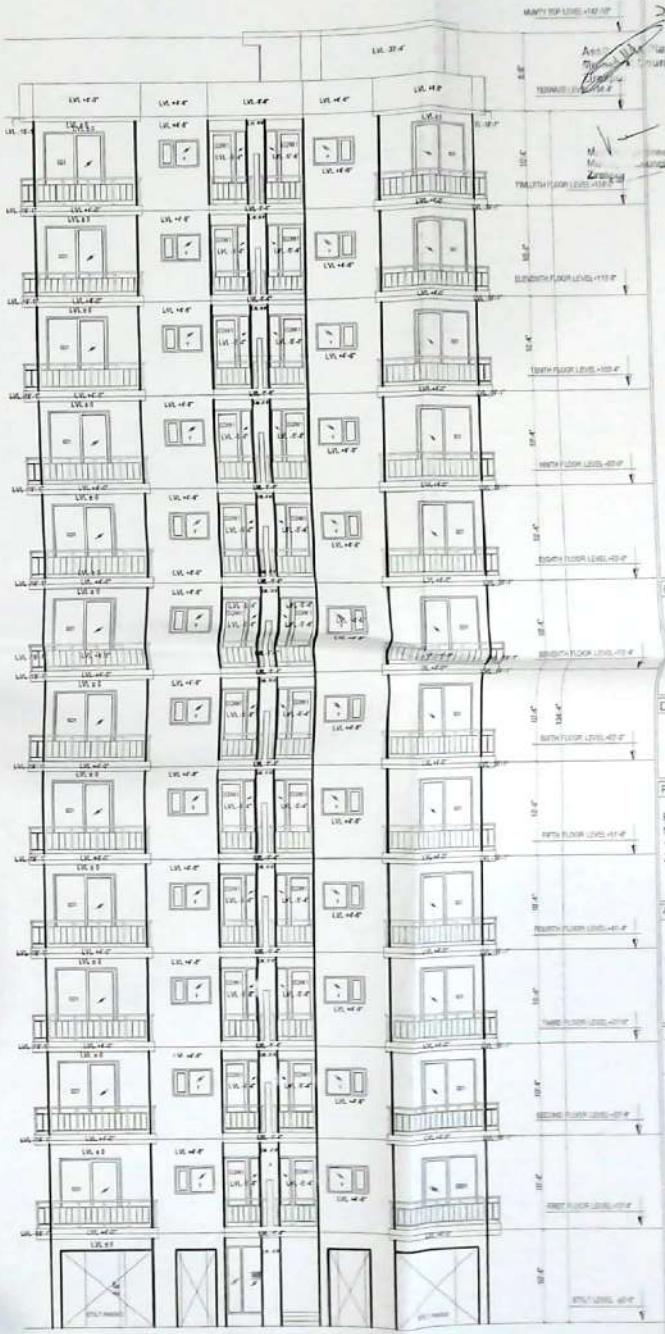

LEFT SIDE ELEVATION

Client's Signature

Developer/Owner

ARTIQUE INFRATECH

Project

PROPOSED GROUP HOUSING IN THE NAME & STYLE OF UPTOWN SKYLLA AT VILLAGE RAMGARH BHUDHA UNDER MC ZIRAKPUR

Architect's Signature

CA

Architect

NIRMAAN ASSOCIATES

DRAWING TITLE

BLOCK-T1 ELEVATIONS

DRAWING NO. 4/22

STUDIO-3

Scanned by CamScanner

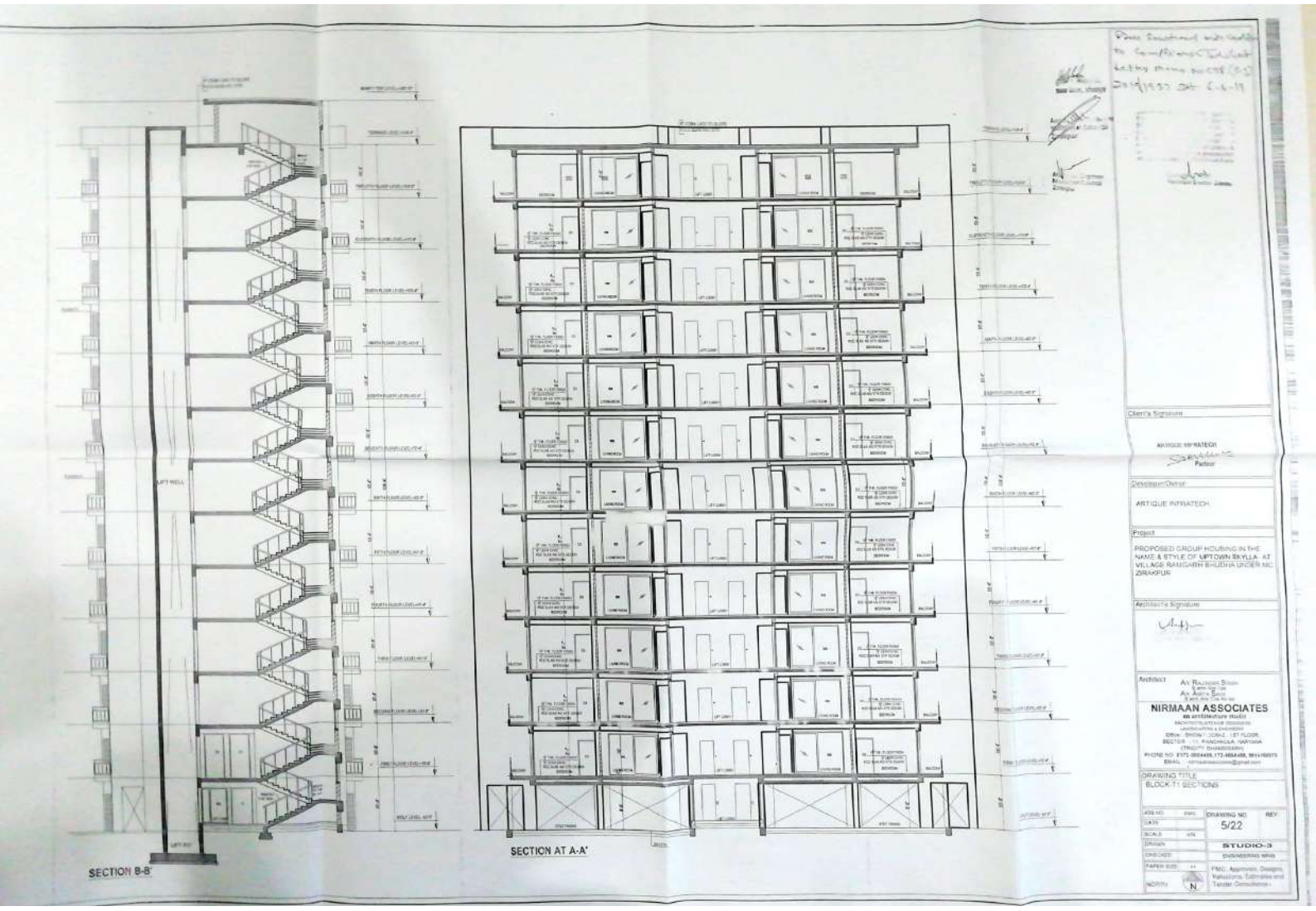

Scanned by CamScanner

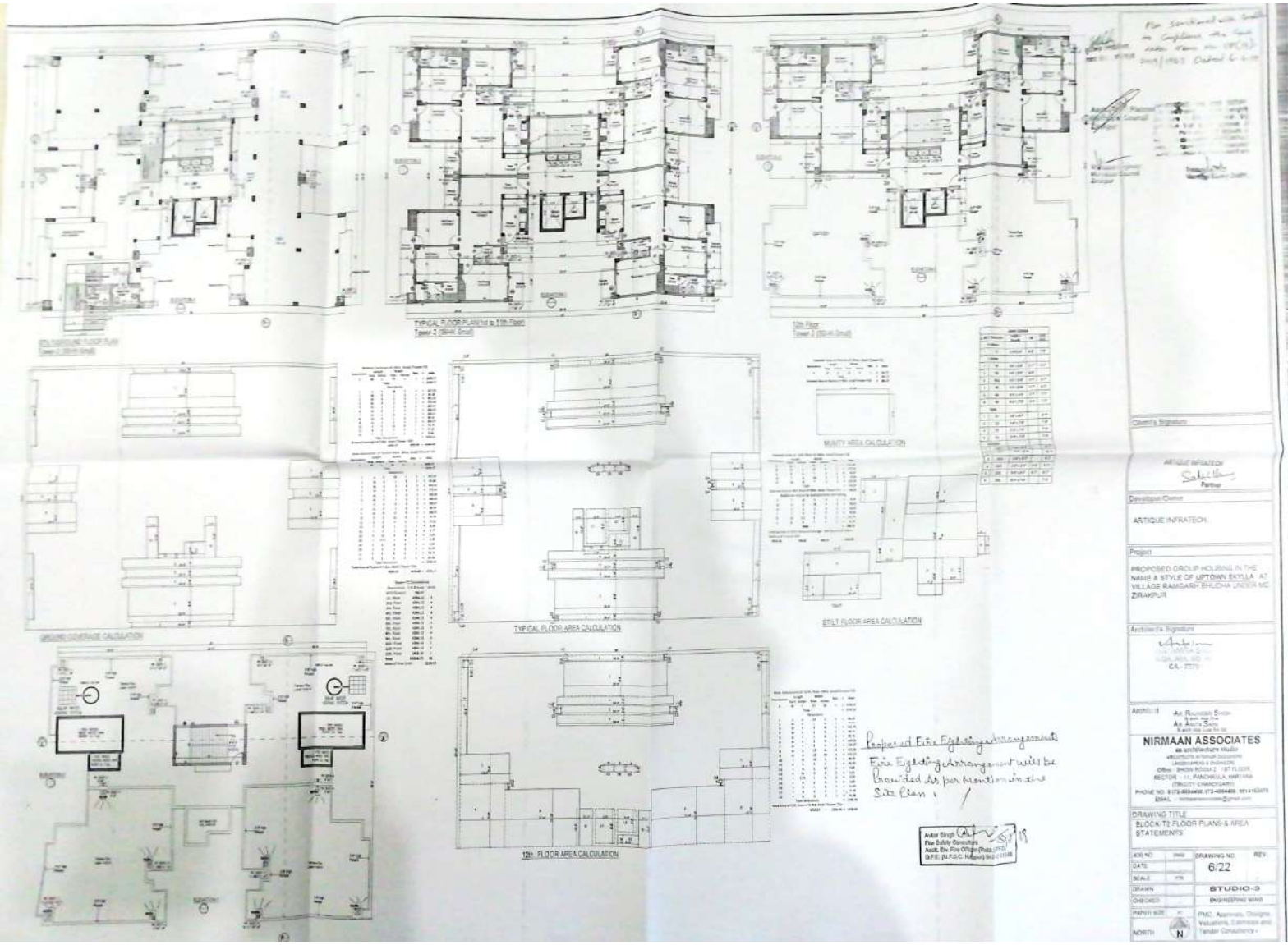

Scanned by CamScanner

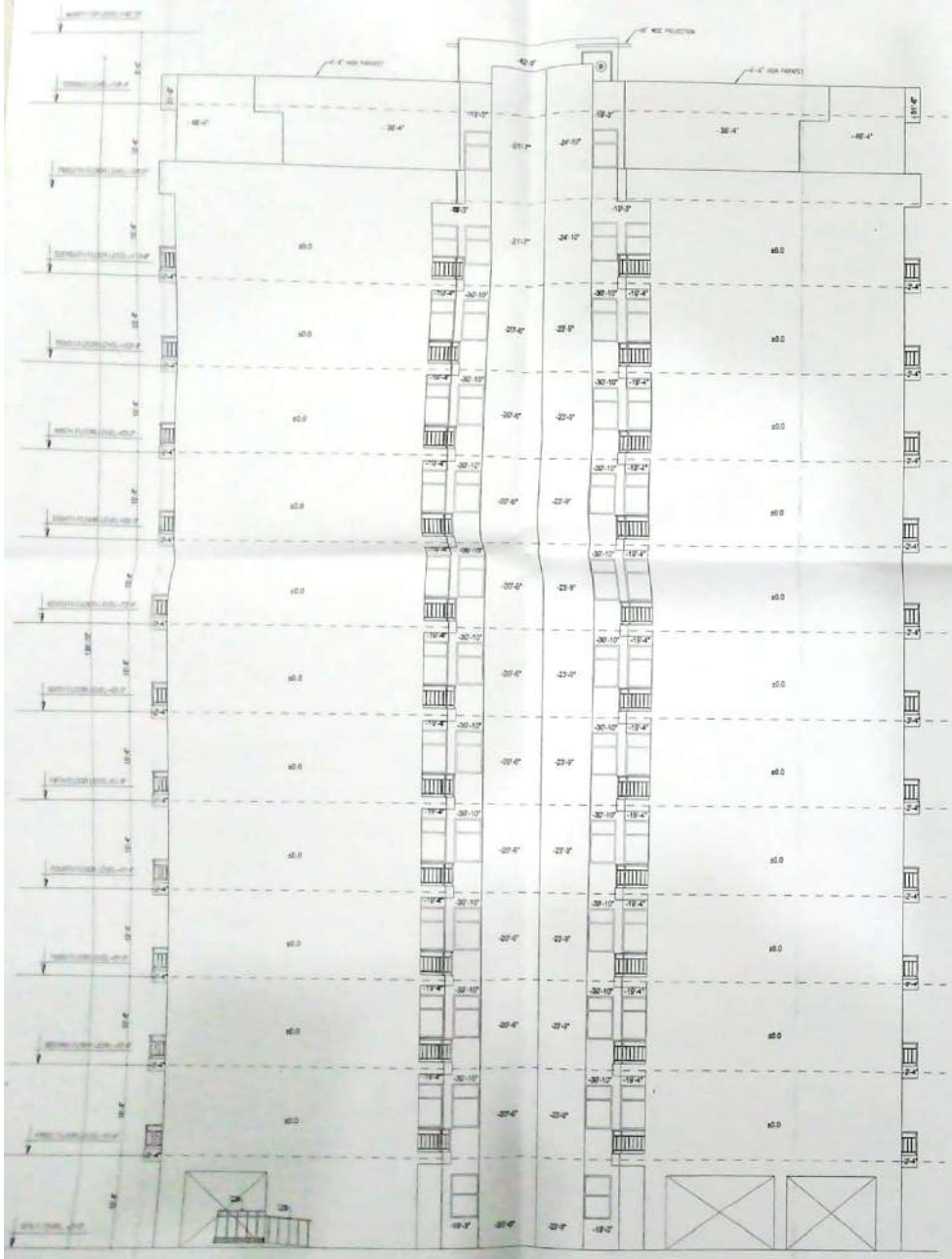

ELEVATION-1
Tower-2 (3BHK-Small)

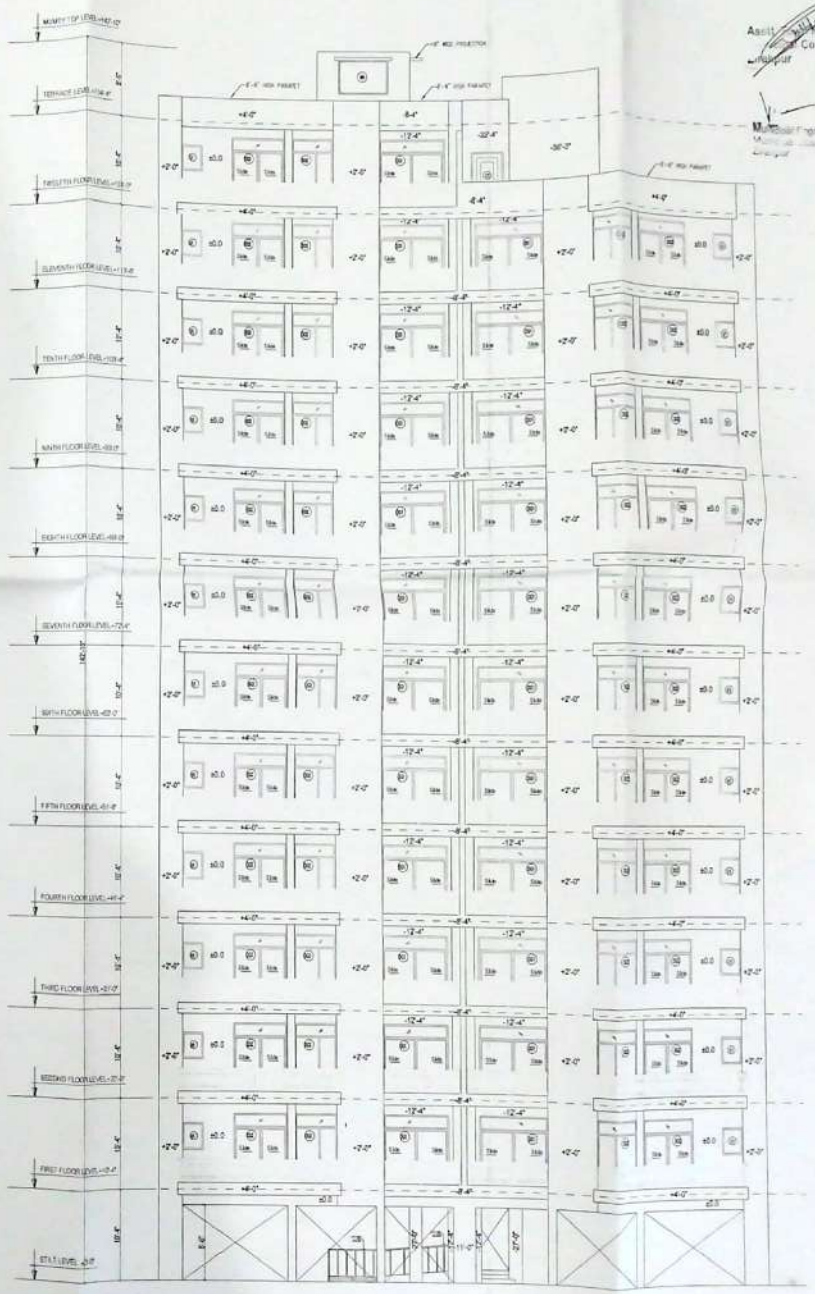

ELEVATION-2
Tower-2 (3BHK-Small)

Client's Signature

ARTIQUE INFRATECH
Partner

Developer/Owner

ARTIQUE INFRATECH.

Project

PROPOSED GROUP HOUSING IN THE NAME & STYLE OF UPTOWN SKYLLA AT VILLAGE RAMGARH BHUDHA UNDER MC ZIRAKPUR

Architect's Signature

Architect

AR. RAJINDER SINGH
B.arch Alia Cloa
AR. ABHA SAINI
B.arch Alia Cloa Ahr Iid

NIRMAAN ASSOCIATES
an architecture studio
ARCHITECTS,INTERIOR DESIGNERS
LANDSCAPERS & ENGINEERS
Office - SHOW ROOM 2 , 1ST FLOOR
SECTOR - 11, PANCHKULA, HARYANA
(TRICITY CHANDIGARH)
PHONE NO. 0172-5004406,172-4004466, 9814168875
EMAIL nirmaanassociates@gmail.com

DRAWING TITLE
BLOCK-T2 ELEVATIONS

JOB NO.		DRAWING NO.	REV.
DATE		7/22	
SCALE	NTS		
DRAWN		STUDIO-3	
CHECKED		ENGINEERING WING	
PAPER SIZE	A3	PMC, Approvals, Designs, Valuations, Estimates and Tender Consultancy.	
NORTH	N		

Scanned by CamScanner

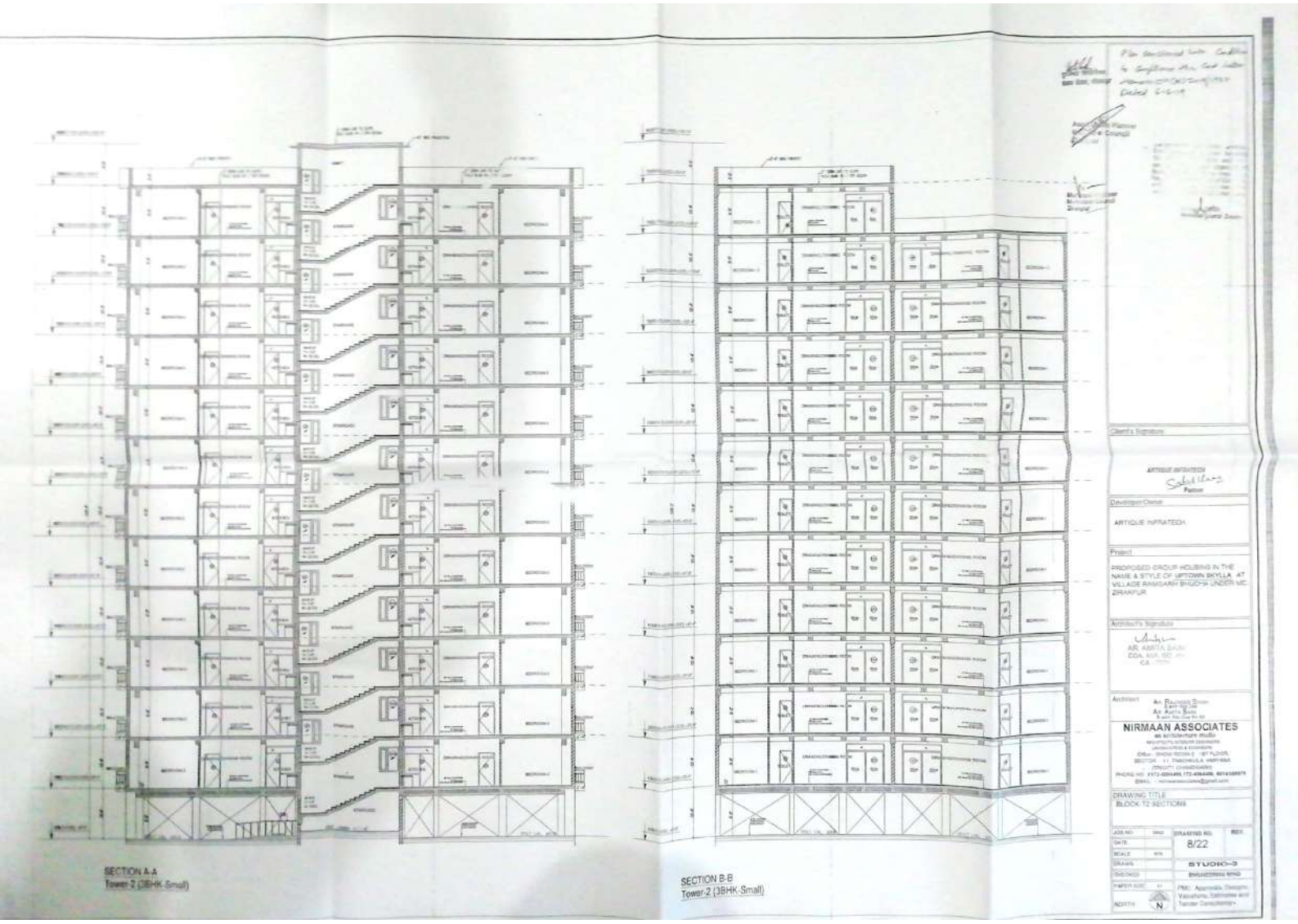

Scanned by CamScanner

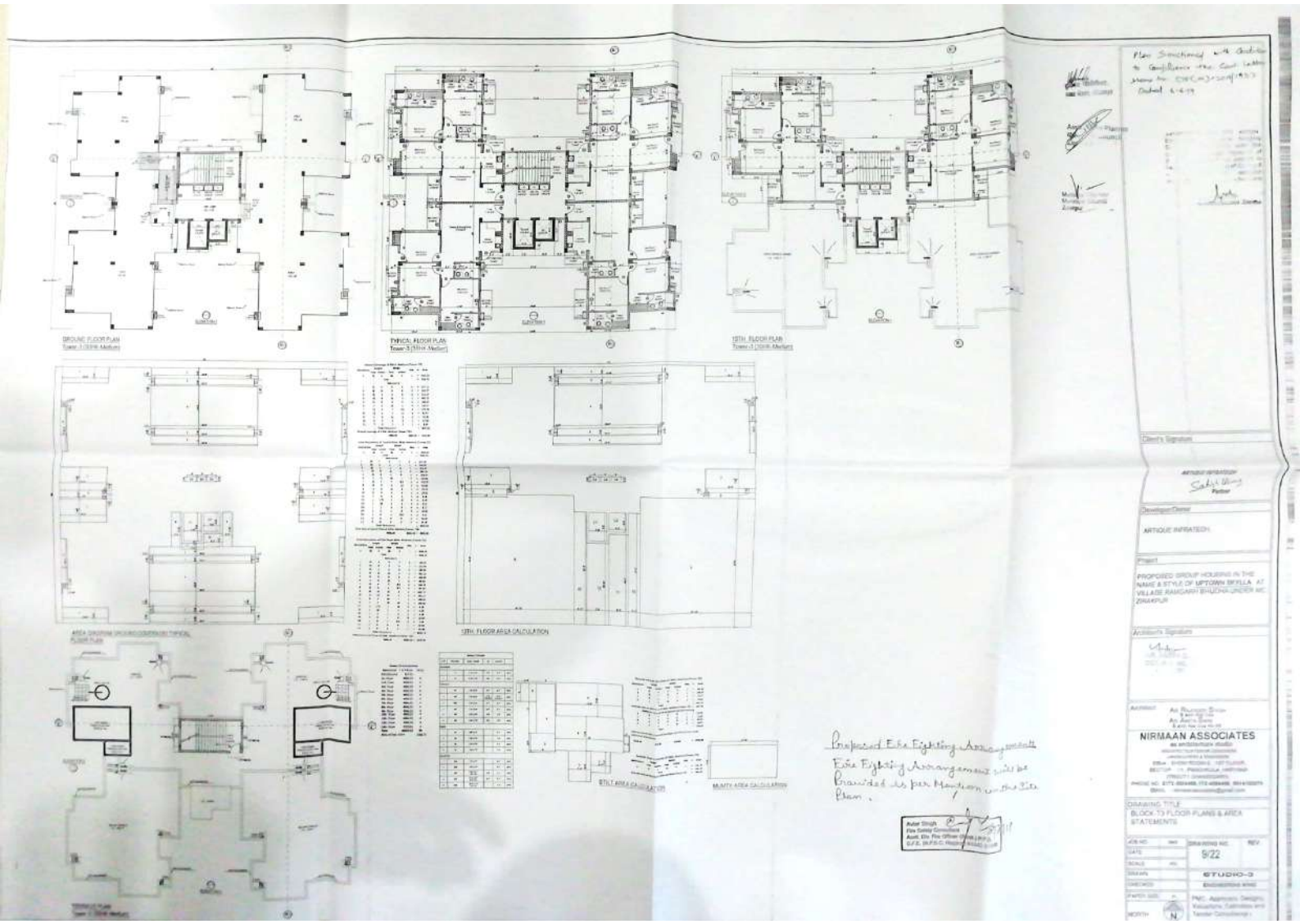

Scanned by CamScanner

Scanned by CamScanner

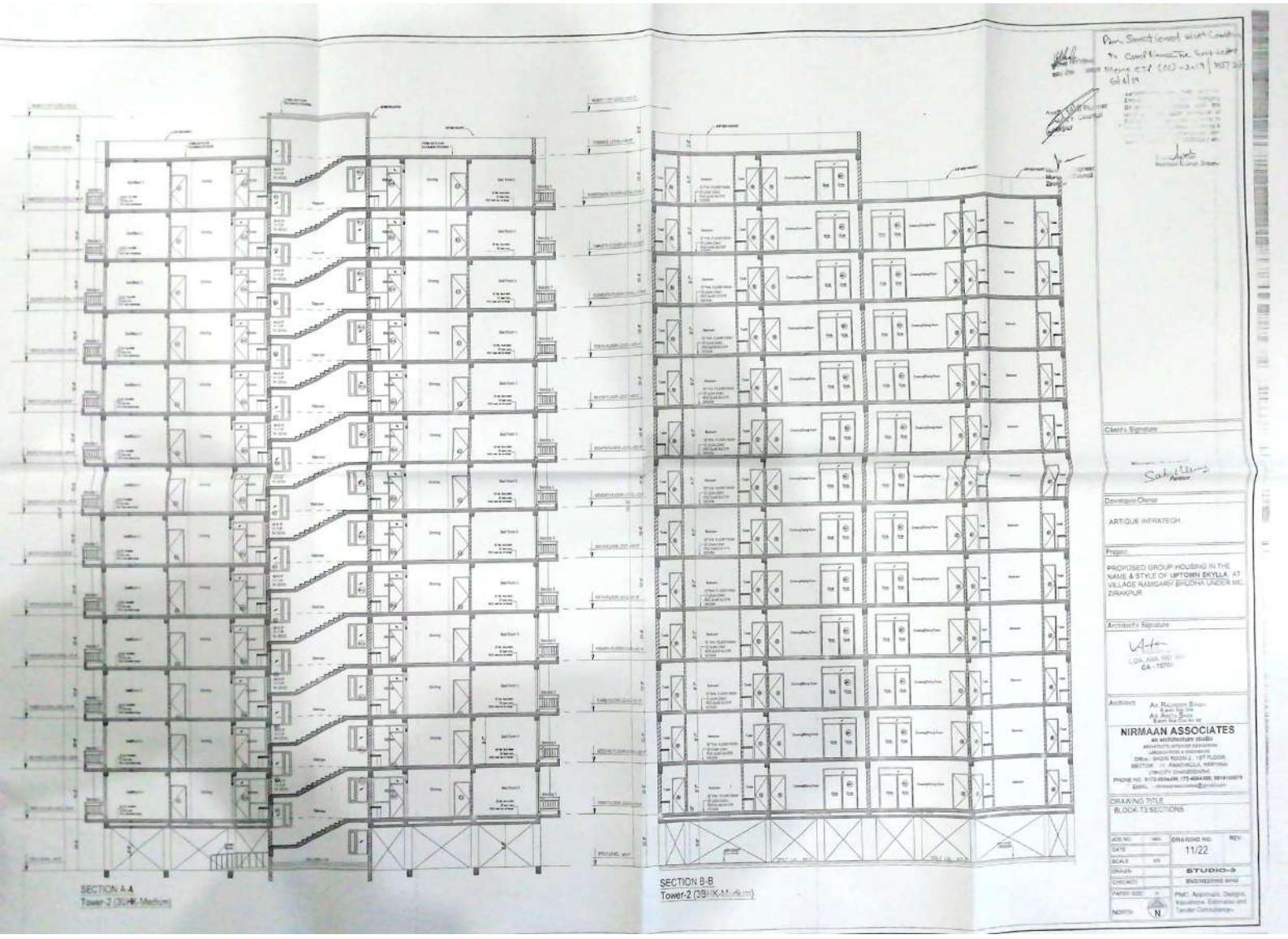

Scanned by CamScanner

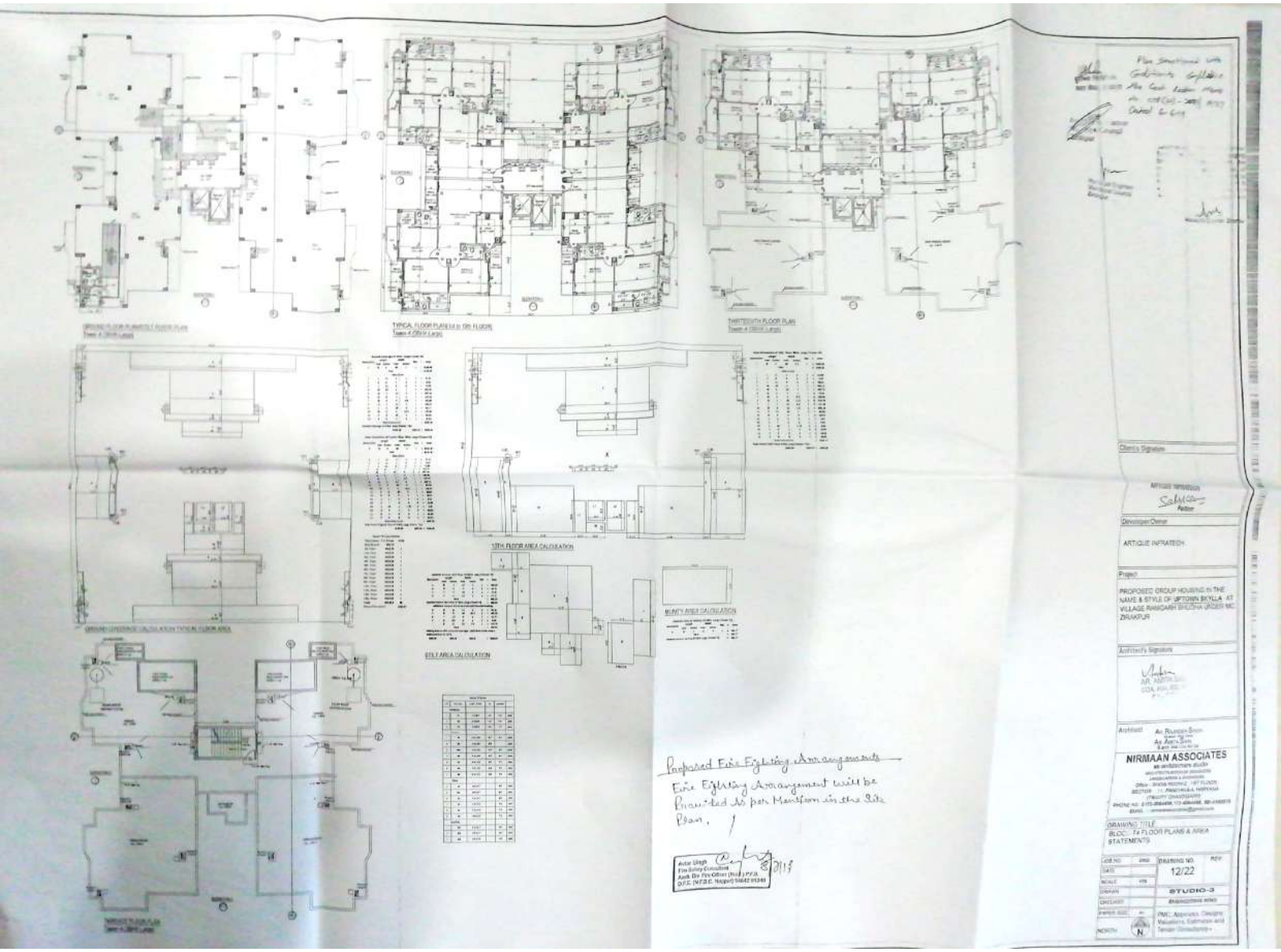

Scanned by CamScanner

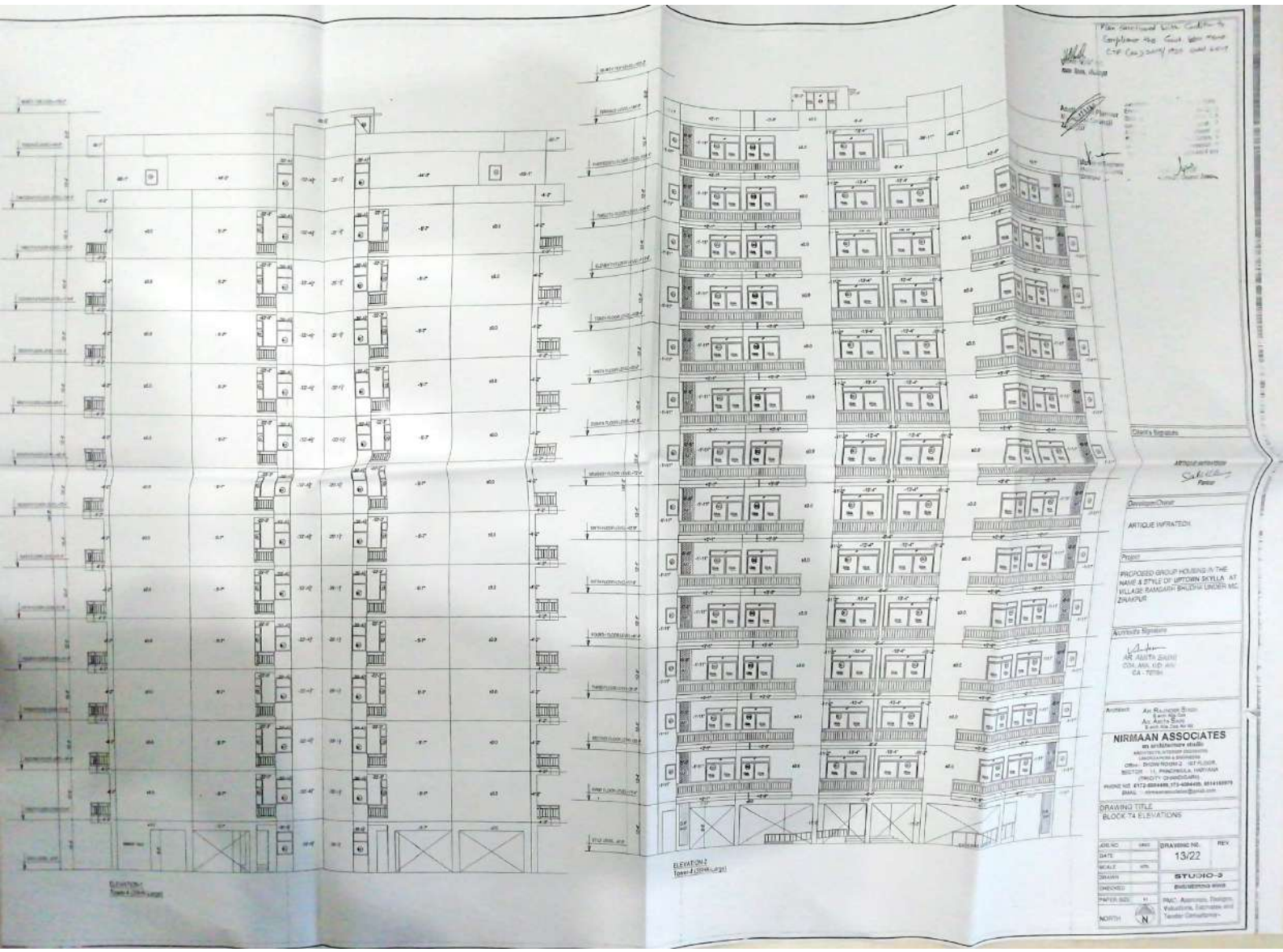

Scanned by CamScanner

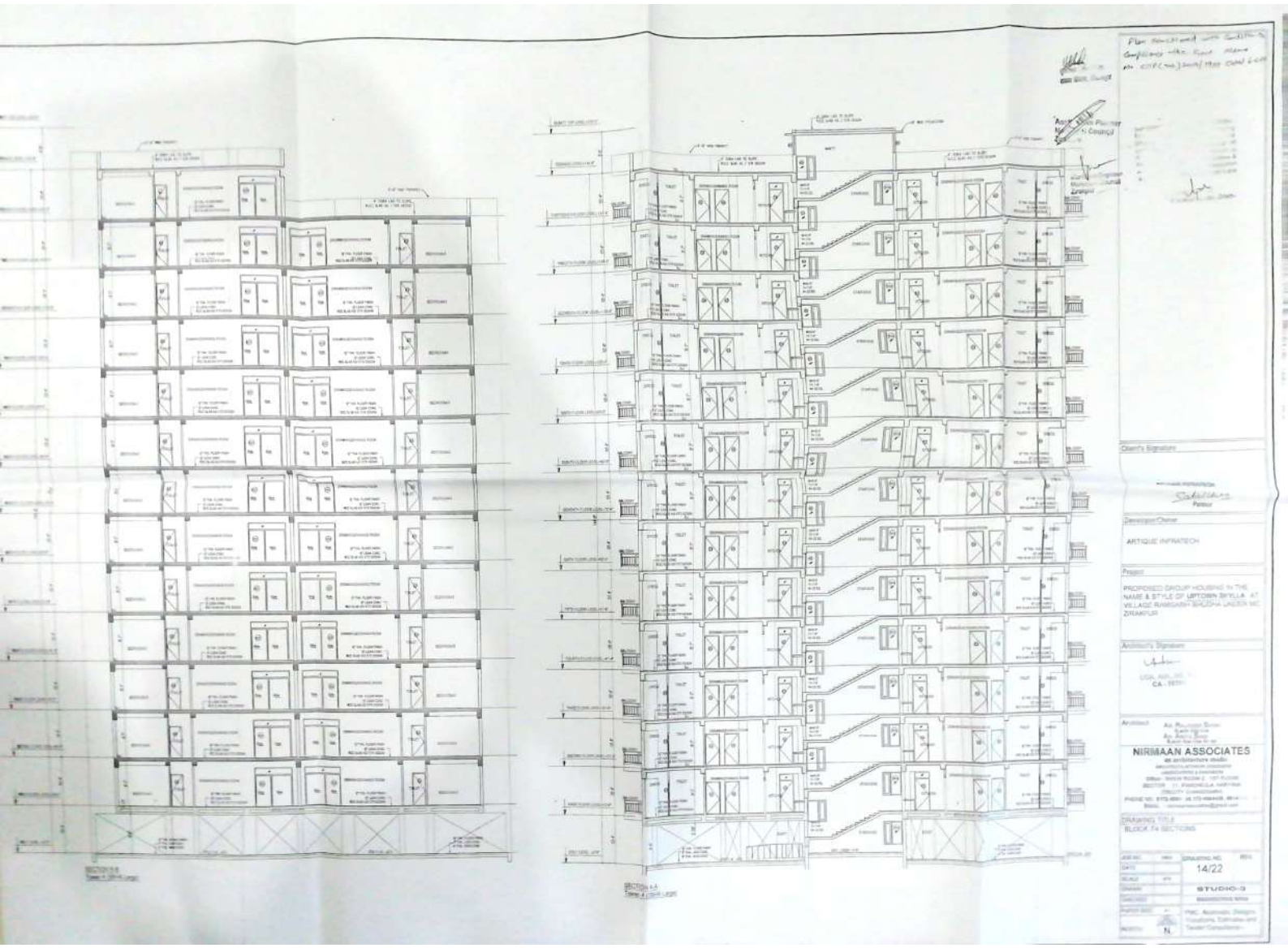

Scanned by CamScanner

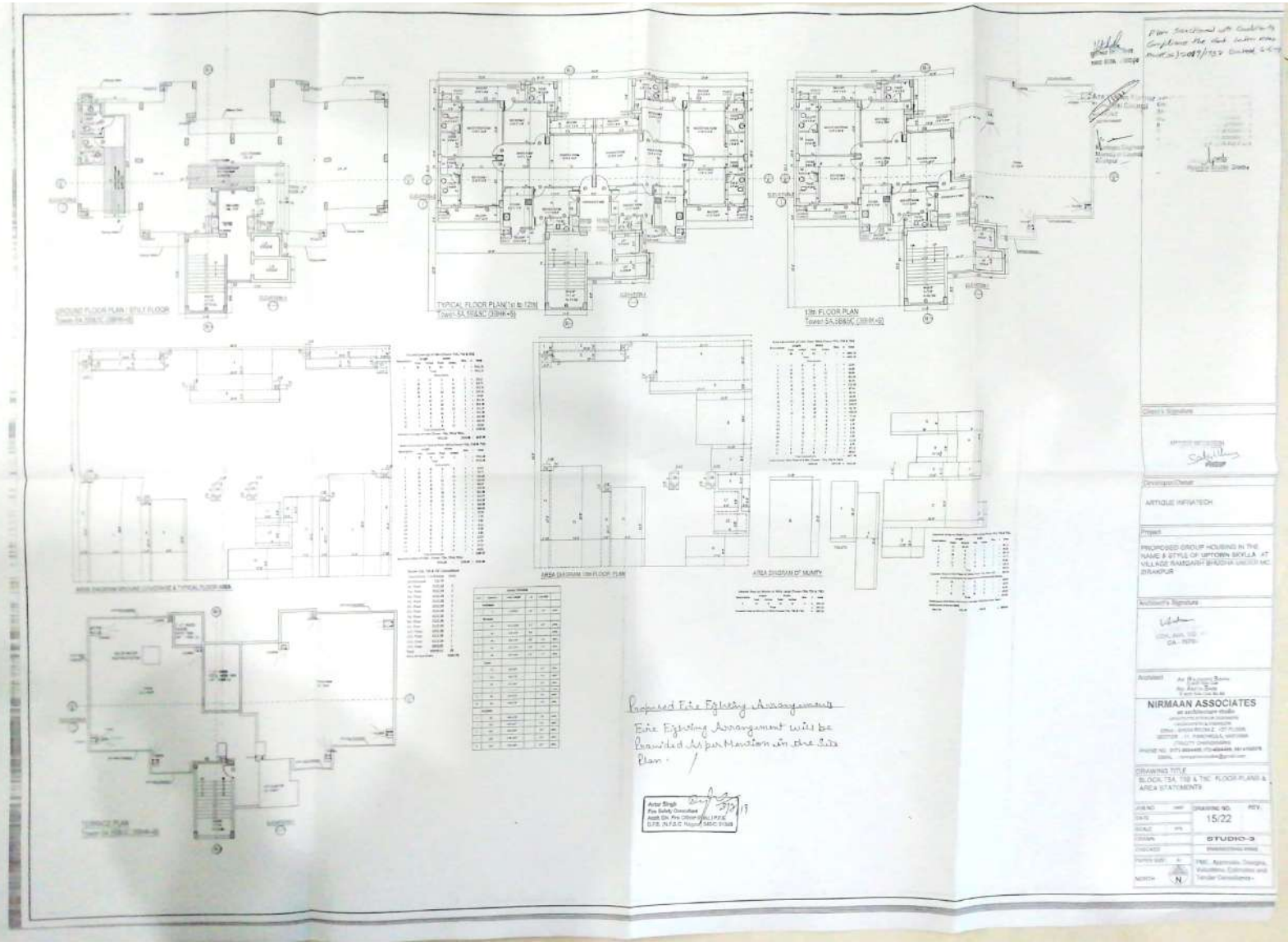

Scanned by CamScanner